

# Teen Births in Sonoma County

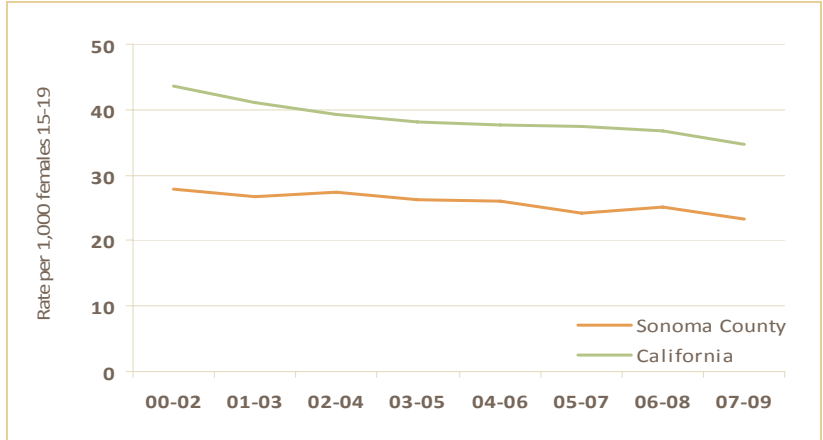
## Trend

Each year, there are approximately 400 births to Sonoma County teens ages 15-19, about 7% of total births in the county.

From 2000-2002 to 2007-2009, the teen birth rate in Sonoma County decreased slightly, due primarily to a significant decrease in the Hispanic teen birth rate (from 78/1000 in 2002-2004 to 53.6/1000 in 2007-2009).

While consistently lower than the state rate, the Sonoma County teen birth rate is decreasing at a slower pace than the California rate.

**Figure 1** Teen birth rate (ages 15-19), 3 year moving average, Sonoma County and California, 2000-2009



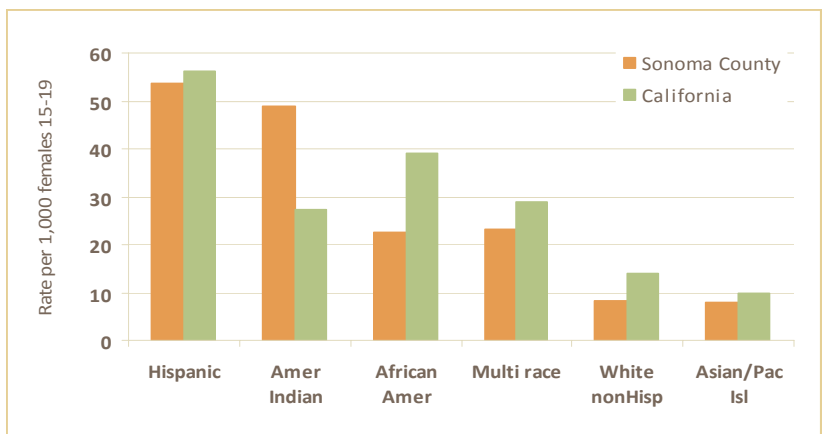
Source: California Department of Public Health, Vital Statistics Query, Accessed 1.2010.

## Race/Ethnicity

Hispanic teens (females 15-19 years) in Sonoma County had the highest birth rates of all race/ethnic groups, more than 6.5 times higher than the White, non-Hispanic and Asian/Pacific Islander teen birth rates.

Historically, the birth rate for Hispanic teens in Sonoma County has been significantly higher than the California Hispanic teen birth rate. In general, the Sonoma County Hispanic teen birth rate has decreased in the past 8 years and in 2007-2009 the rate was similar to the California rate. From 2002-2004 to 2007-2009, the county Hispanic teen birth rate decreased by approximately 31%.

**Figure 2** Teen birth rate (ages 15-19) by race/ethnicity, Sonoma County and California, 2007-2009



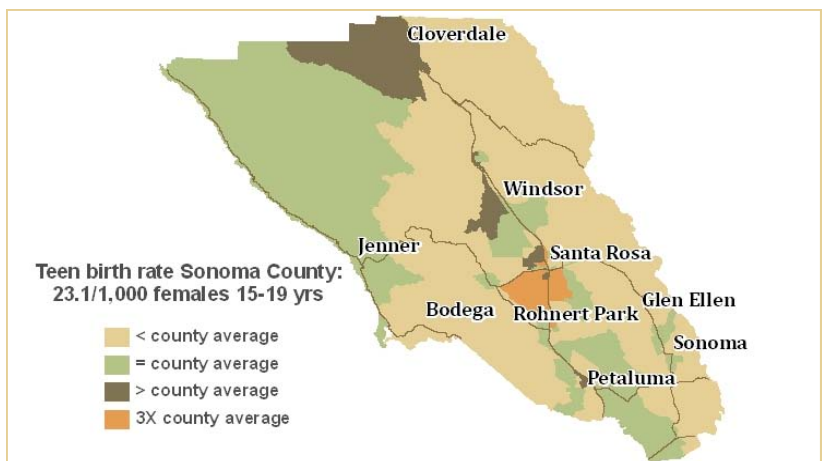
Source: California Department of Public Health, Vital Statistics Query, Accessed 1.2010

## Hot Spots

By mapping the addresses of Sonoma County teens who give birth, hot spots – areas where teen birth rates are significantly higher than the county average-can be determined.

Teen birth rates are lower than the average rate in most of the county; however, they remain higher than the average rate in certain areas. More than 52% of the teen births occurred in hot spot areas where less than 20% of the female population age 15-19 years resides. Thirty percent of teen births occurred in areas with the highest teen birth rates (3 times the county rate) where less than 8% of the female population 15-19 resides.

**Figure 3** Teen birth rate (ages 15-19) by census tract compared to Sonoma County average, 2007-2009



Source: California Department of Public Health, Birth Statistical Master File, 2007-2009

## Teen Births in Sonoma County

Table 1 Characteristics of teen births, Sonoma County 2007-2009

	Annual average	%
<b>Total</b>	<b>404</b>	<b>100%</b>
<i>Age</i>		
15-17 yrs	136	33.5%
18-19 yrs	268	66.5%
<i>Race/ethnicity*</i>		
Hispanic	275	68.1%
White, non-Hispanic	87	21.5%
Asian/Pacific Islander	6	1.5%
African American	7	1.7%
American Indian/Alaska Native	9	2.2%
Multi-race	13	3.2%
<i>Hospital of birth</i>		
Sutter Medical Center	196	48.6%
Kaiser Santa Rosa	72	17.8%
Santa Rosa Memorial	57	14.2%
Petaluma Valley	38	9.4%
Sonoma Valley	19	4.8%
Other/unknown	22	5.4%
<i>Mother's birth place</i>		
United States	244	53.0%
Mexico	149	43.8%
Other outside US (not MX)	11	2.7%
<i>Trimester prenatal care began*</i>		
1st	253	62.6%
2nd	114	28.2%
3rd or no care	29	7.2%
<i>Pay source for delivery</i>		
Medi-Cal	311	77.0%
Private insurance	89	22.0%
Other	4	1.0%
<i>Method of delivery</i>		
Vaginal	352	87.1%
Primary cesarean	45	11.1%
Repeat cesarean	7	1.7%
<i>Gestational age *</i>		
Preterm (<37 weeks)	29	7.2%
Term (37+ weeks)	372	92.1%
<i>Birth weight*</i>		
< 2500 g (low birth weight)	23	5.7%
2500+ g	380	94.1%
<i>Birth type</i>		
First birth	345	85.4%
Repeat birth	59	14.5%

\*Totals may not add up to 100% because of unknown or missing values.

Source: California Department of Public Health, Birth Statistical Master file, 2005-2007

## General characteristics

- The majority of teen births— 2 out of every 3— are to teens 18 years or older.
- Almost 70% of all teen births are to Hispanic mothers.
- Almost half of Sonoma County teen births are delivered at Sutter Medical Center.
- More than 40% of teen births are to mothers who were born in Mexico. About 31% of total births are to mothers born in Mexico.
- Prenatal care was initiated in the first trimester in about 63% of births to teen mothers compared to about 81% of total births.
- About 7% of births to teens had prenatal care that was initiated in the third trimester or not at all (no prenatal care), more than twice as high as that of total Sonoma County births (3%).
- More than 3 of every 4 teen birth deliveries was covered by Medi-Cal.
- About 87% of all teen births were delivered vaginally compared to 74% of total births in Sonoma County.
- The proportion of teen births that were born preterm (<37 weeks gestation) was similar to that of total Sonoma County births (7.2% compared to 7.7%).
- The proportion of teen births that were born weighing less than 2500 g (low birth weight) was similar to that of total Sonoma County births (5.7% compared to 5.8%).
- Almost 15% of births to teens from 2007-2009 were repeat births (births to teen mothers who had given births at least once in the past).